

OptumG3

Verification of Mohr-Coulomb model in different soil tests



Table of content

1	Introduction	3
1.1	Failure criterion	3
1.2	Elastic law	3
1.3	Biaxial test	3
1.4	Triaxial tests	3
2	Biaxial test	4
3	Triaxial compression test	6
4	Triaxial extension test	8
5	Displacements	10

1 Introduction

1.1 Failure criterion

The Mohr-Coulomb failure criterion is given by

$$F = |\sigma_1 - \sigma_3| + (\sigma_1 + \sigma_3)\sin\phi - 2c\cos\phi = 0 \quad (1.1)$$

where c is the cohesion and ϕ is the friction angle. The principal stresses (positive in tension) are ordered as:

$$\sigma_1 \leq \sigma_2 \leq \sigma_3 \quad (1.2)$$

1.2 Elastic law

The Mohr-Coulomb model uses Hooke's law which is given in terms of principal stresses and strains by

$$\begin{pmatrix} \varepsilon_1 \\ \varepsilon_2 \\ \varepsilon_3 \end{pmatrix} = \frac{1}{E} \begin{bmatrix} 1 & -\nu & -\nu \\ -\nu & 1 & -\nu \\ -\nu & -\nu & 1 \end{bmatrix} \begin{pmatrix} \sigma_1 \\ \sigma_2 \\ \sigma_3 \end{pmatrix} \quad (1.3)$$

where E is Young's modulus and ν is Poisson's ratio.

1.3 Biaxial test

In biaxial compression, failure occurs when

$$\sigma_{1,f} = \sigma_3 \frac{1 + \sin\phi}{1 - \sin\phi} - 2c \frac{\cos\phi}{1 - \sin\phi} \quad (1.4)$$

1.4 Triaxial tests

In triaxial compression, failure occurs when

$$\sigma_{1,f} = \sigma_3 \frac{1 + \sin\phi}{1 - \sin\phi} - 2c \frac{\cos\phi}{1 - \sin\phi} \quad (1.5)$$

while, in extension, failure occurs when

$$\sigma_{3,f} = \sigma_1 \frac{1 - \sin\phi}{1 + \sin\phi} + 2c \frac{\cos\phi}{1 + \sin\phi} \quad (1.6)$$

In triaxial compression with $\sigma_1 < \sigma_2 = \sigma_3$, the strains below failure are given by

$$\varepsilon_1 = \frac{1}{E} \sigma_1 - 2\nu\sigma_3, \quad \varepsilon_2 = \varepsilon_3 = \frac{1}{E} (1 - \nu)\sigma_3 - \nu\sigma_1 \quad (1.7)$$

2 Biaxial test

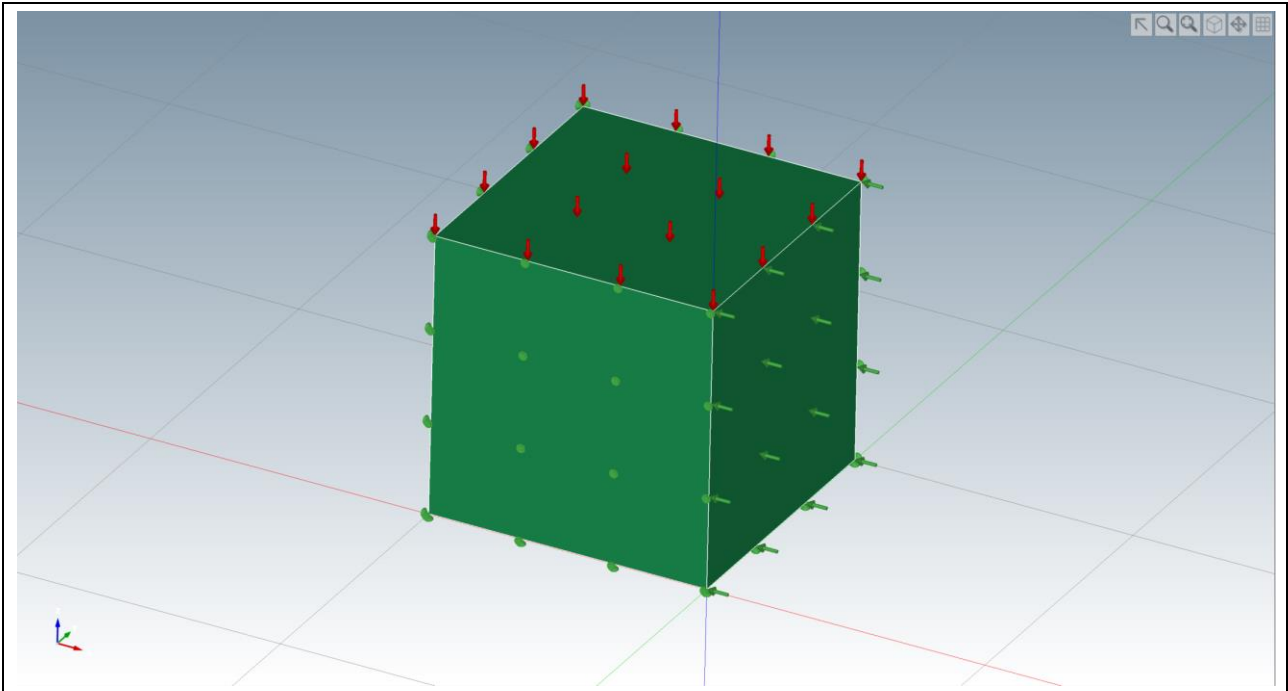


Figure 1: Biaxial test

Benchmark	260.88
Results	260.00
Discrepancy	0.00%

General description:

Cubic 5x5m specimen. Selected sides normally supported to reproduce plane strain conditions. A fixed load of -100 kPa is applied along with a multiplier load of -1kPa. Limit analysis is then used to determine the collapse multiplier.

Material properties:

General	
ID	1
Orientation	FORWARD
Shape type	SOLID
Material	
Name	MC Basic
Color	 click to change
Material Model	Mohr-Coulomb
Reducible Strength	Yes
Strength	
c (kPa)	5
φ (°)	25
Unit Weight	
γ (kN/m ³)	0

Stage settings

Settings 

Element Type	Mixed	▼
No of Elements	1	

Mesh 

Mesh Adaptivity	No	▼
-----------------	----	---

3 Triaxial compression test

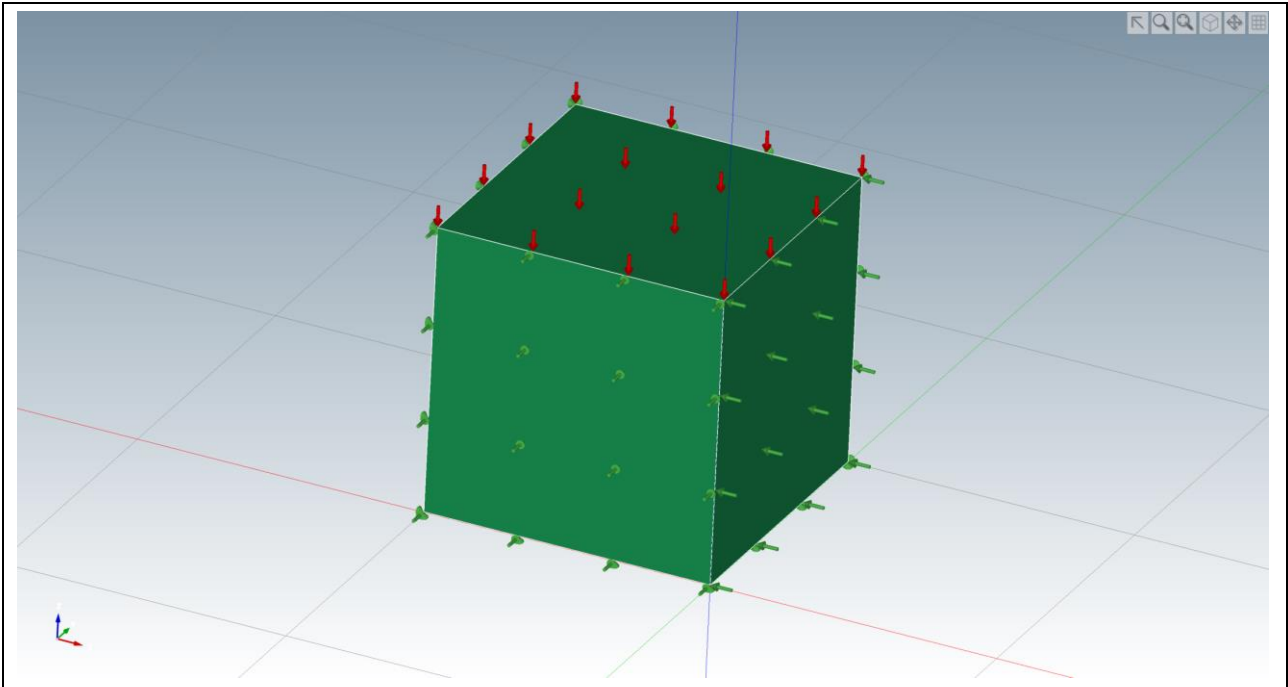


Figure 2: Triaxial compression test

Benchmark	260.088
Result	260.088
Discrepancy	0.00%

General description:

Cubic 5x5m specimen. Selected sides normally supported to reproduce triaxial conditions. Fixed load of -100 kPa are applied along with a multiplier load of -1kPa. Limit analysis is then used to determine the collapse multiplier.

Material properties:

General	
ID	1
Orientation	FORWARD
Shape type	SOLID
Material	
Name	MC Basic
Color	click to change
Material Model	Mohr-Coulomb
Reducible Strength	Yes
Strength	
c (kPa)	5
φ (°)	25
Unit Weight	
γ (kN/m ³)	0

Stage settings:

Settings		⌵
Element Type	Mixed	⌵
No of Elements	1	

Mesh		⌵
Mesh Adaptivity	No	⌵

4 Triaxial extension test

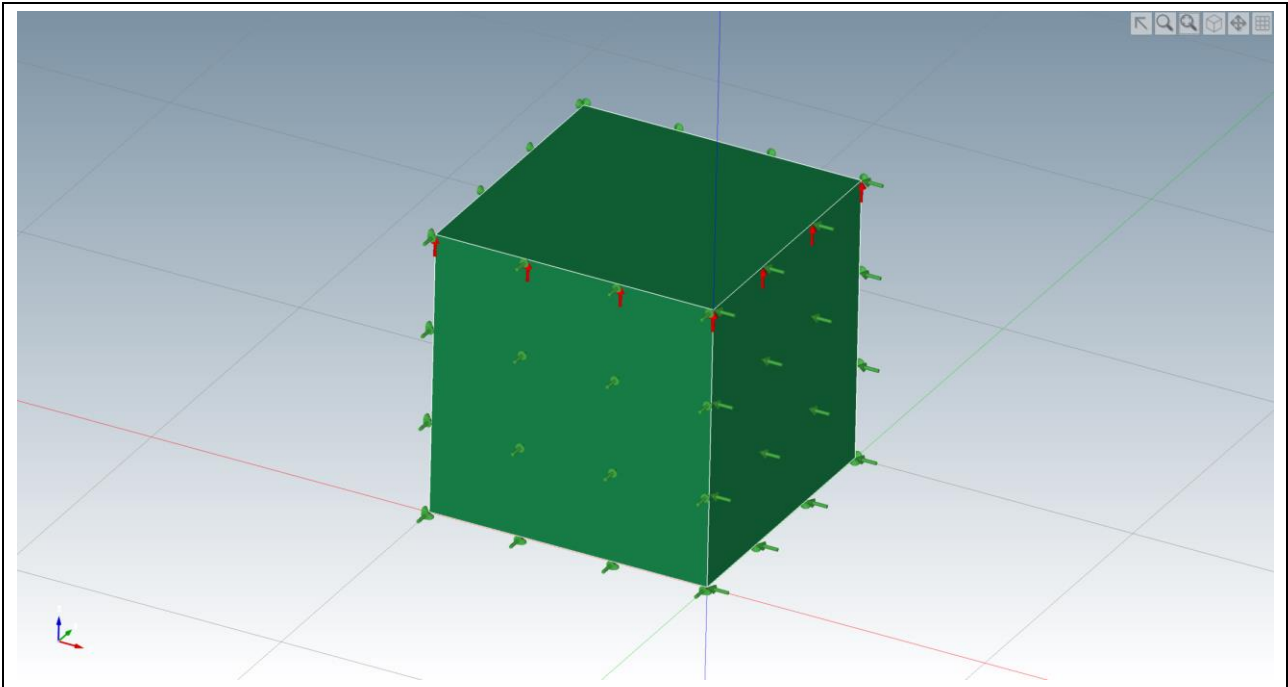


Figure 3: Triaxial extension test

Benchmark	-34.215
Result	-32.215
Discrepancy	0.00%



General description:



Cubic 5x5m specimen. Selected sides normally supported to reproduce triaxial conditions. Fixed load of -100 kPa are applied along with a multiplier load of 1kPa. Limit analysis is then used to determine the collapse multiplier.

Material properties:

General	
ID	1
Orientation	FORWARD
Shape type	SOLID
Material	
Name	MC Basic
Color	click to change
Material Model	Mohr-Coulomb
Reducible Strength	Yes
Strength	
c (kPa)	5
ϕ (°)	25
Unit Weight	
γ (kN/m ³)	0

Stage settings:

Settings 	
Element Type	Mixed 
No of Elements	1

Mesh 	
Mesh Adaptivity	No 

5 Displacements

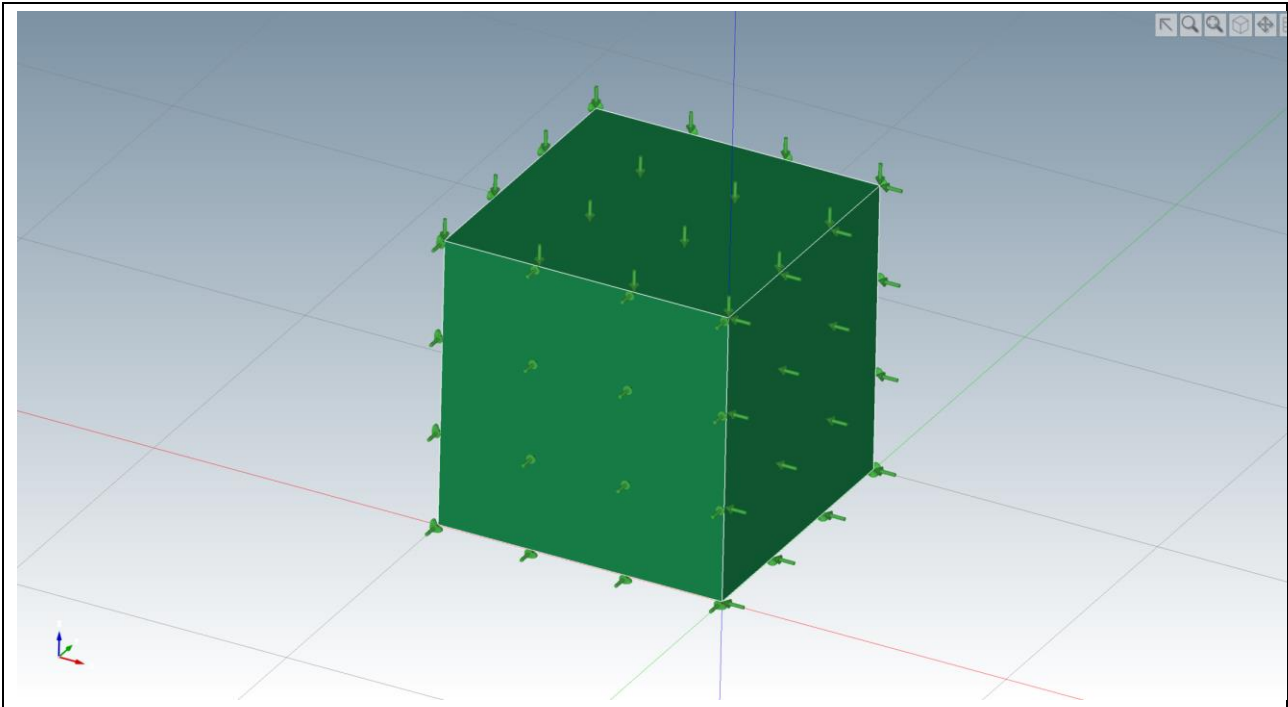


Figure 4: Triaxial compression test for elastic analysis

Results:

	Result	Benchmark	Discrepancy (%)
ε_1	-1.5	-1.5	0.00%
ε_2	-0.25	-0.25	0.00%
ε_3	-0.25	-0.25	0.00%

General description:

Cubic 5x5m specimen. Selected sides normally supported to reproduce triaxial conditions. Fixed load of -100 kPa are applied horizontally along with a fixed load of -200 vertically. Elastic analysis is then used to determine the displacements.

Material properties:

Material	
Name	MC Basic
Color	 <i>click to change</i>
Material Model	Mohr-Coulomb
Reducible Strength	Yes

Strength	
c (kPa)	5
ϕ (°)	25

Unit Weight	
γ (kN/m ³)	0

Tension Cut-Off	

Flow Rule	

Stiffness	
Parameter Set	A
E (MPa)	0.1
ν	0.25

Initial Conditions	

Stage settings:

Settings	
Element Type	Mixed
No of Elements	1

Mesh	
Mesh Adaptivity	No